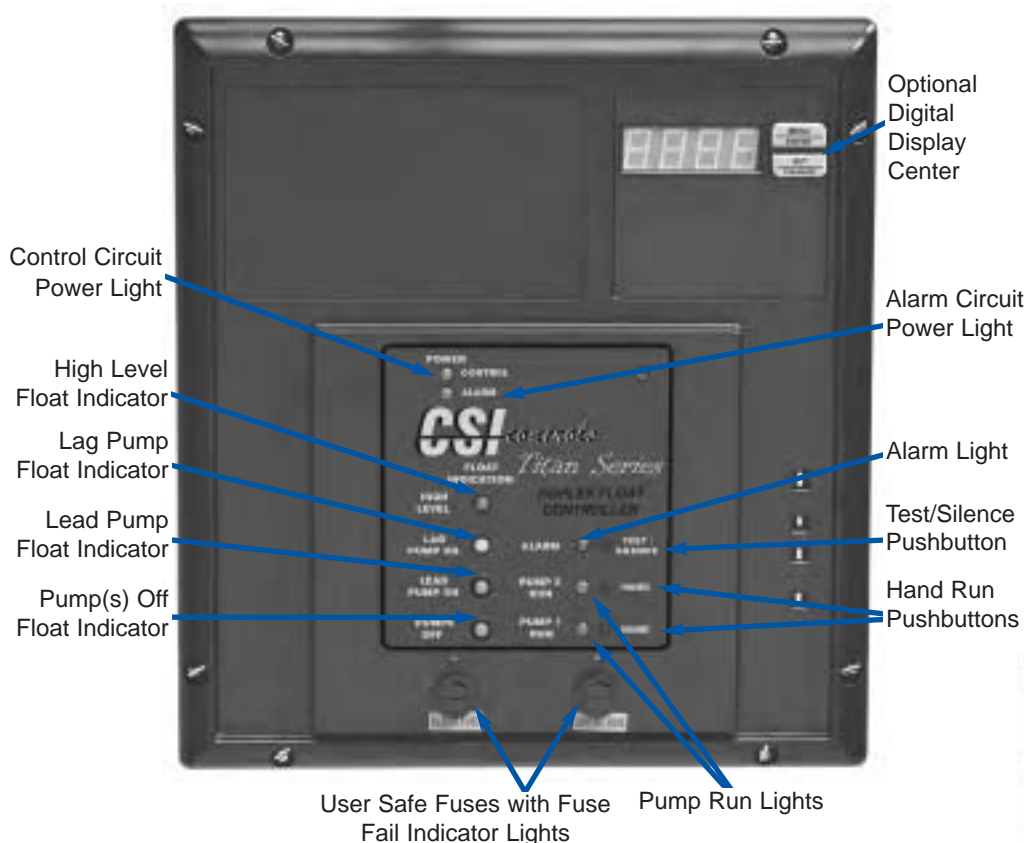


CSI Titan Series Float Controller

With the creation of the Float Style Titan Series Pump Control Systems, CSI is able to incorporate proven proprietary technology into otherwise completely custom control panels. This provides a more compact, cleaner looking, and more cost effective way to add features such as: hand run buttons, float indication lights, pump run lights, test/silence push button, alarm light, elapsed time meters, cycle counters, reset cycle counter capability, lead selector switch, and time dosing applications. In addition, the duplex versions include an alternating relay along with a built in lag pump delay. To aid in troubleshooting the float indicator lights flash to indicate float failure. By combining all these functions into one component field servicing is held to a minimum. Amazingly, all these features are packed into a 9.75" wide by 10.75" high molded polycarbonate bezel!

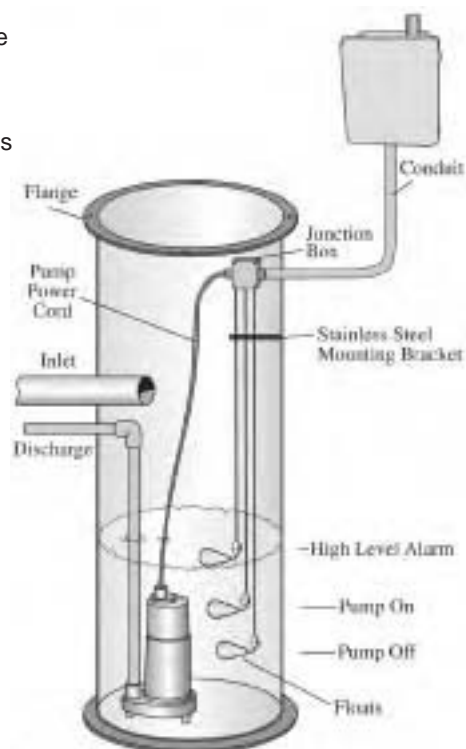
Float Style Duplex Titan Series Bezel with DDC



Digital Display Center

With Future Expansion in Mind, Every Titan Controller has a Removable Expansion Board Face Plate to Add Features Like: Elapsed Time Meters, Cycle Counters, Time Dosing Applications, & Alarm Condition Annunciation. When additional features are created at the factory just swap out the boards to add the new feature to existing panels.

Typical Float Installation



Titan Series Float Models Currently Available

- CSLC-1701 Simplex Float Controller
- CSLC-1702 Duplex Float Controller

Digital Display Center Models Currently Available

- DDCS Digital Display - Simplex Elapsed Time Meter & Cycle Counter
- DDCSTD Digital Display - Simplex Time Dosing w/ Time meter & Counter
- DDCD Digital Display - Duplex Elapsed Time Meter & Cycle Counter
- DDCSTD Digital Display - Duplex Time Dosing w/ Time meter & Counter

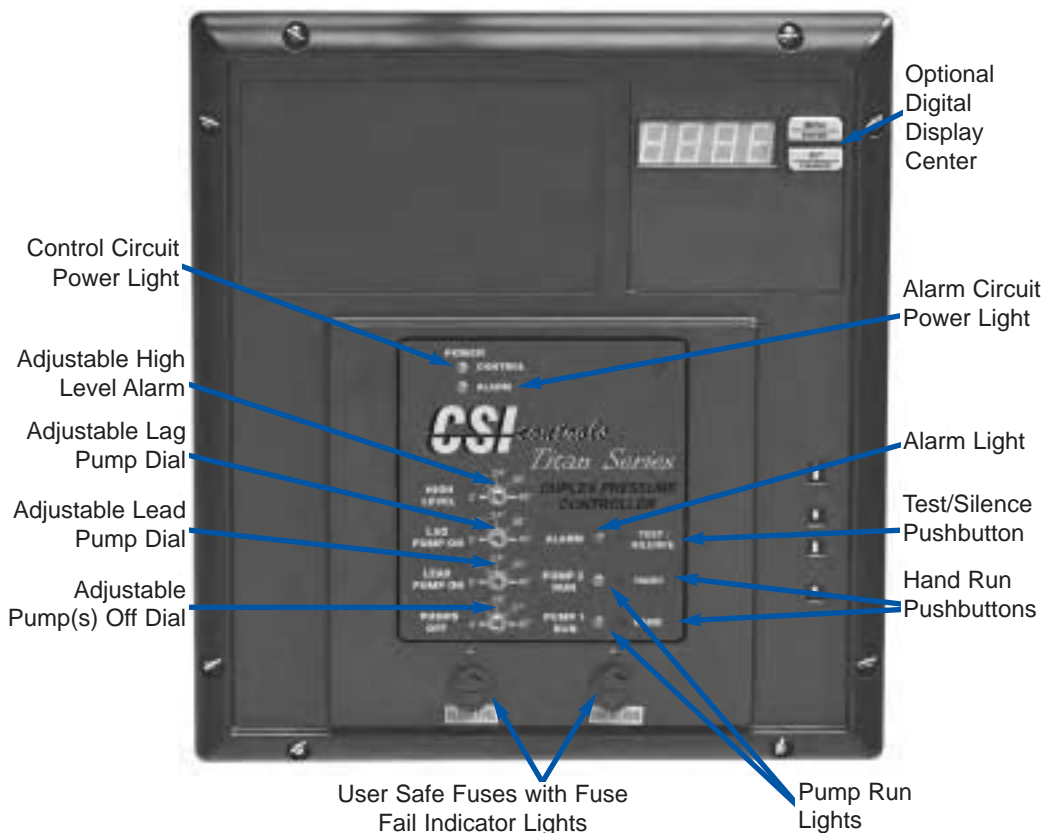
See Titan Design Wizard Pages for Pricing (pages 99 -104)

CSI Titan Series Pressure Controller

FEATURED

Now CSI is able to cleanly incorporate its proven pressure activated control technology into any custom control panel. This provides a more compact, cleaner looking, and more cost effective way to add features such as: hand run buttons, pump run lights, test/silence push button, alarm light, elapsed time meters, cycle counters, reset cycle counter capability, lead selector switch, time dosing applications, and most importantly CSI's proprietary pressure bell. The pressure bell completely eliminates floats, includes a 9 volt battery backed up alarm, and enables the Digital Display Center to numerically display liquid level. In addition, the duplex versions include an alternating relay along with a built in lag pump delay and the system exceeds intrinsically safe standards. By combining all these functions into one component field servicing is held to a minimum. Amazingly, all these features are packed into a 9.75" wide by 10.75" high molded polycarbonate bezel! **Patented!**
(Pressure Bell & 50ft of tubing included)

Pressure Style Duplex Titan Series Bezel with DDC



Digital Display Center

With Future Expansion in Mind, Every Titan Controller has a Removable Expansion Board Face Plate to Add Features Like: Elapsed Time Meters, Cycle Counters, Liquid Level Display, Time Dosing Applications, & Alarm Condition Annunciation. When additional features are created at the factory just swap out the boards to add the new feature to existing panels.

Back of Controller

The back of the Titan Series Controllers have quick disconnect circuit boards for easy replacement and troubleshooting, spare fuses for alarm & control fuse replacement, and a 9 volt battery back-up clip on the pressure activated controllers.



For more details on how the pressure bell works, Advantages of Pressure Activated Controls and Typical Installation Drawing see page 9!

Titan Series Float Models Currently Available

CSLC-1801	Simplex Float Controller
CSLC-1802	Duplex Float Controller

Digital Display Center Models Currently Available

DDCS	Digital Display - Simplex Elapsed Time Meter & Cycle Counter
DDCSTD	Digital Display - Simplex Time Dosing w/ Time meter & Counter
DDCD	Digital Display - Duplex Elapsed Time Meter & Cycle Counter
DDCSTD	Digital Display - Duplex Time Dosing w/ Time meter & Counter

See Titan Design Wizard Pages for Pricing (pages 99 -104)