

FEATURES:

- Non-Corrosive Poly Enclosures
- Includes Motor, Control & Float Cord Grips
- Neatly Organized System Connections

APPLICATIONS INCLUDE:

Motor, Control & Float Connections in:
Sump & Sewage Basins
Septic Tanks & Aeration Systems
Cisterns & Atmospheric Storage Tanks



CSJB5735

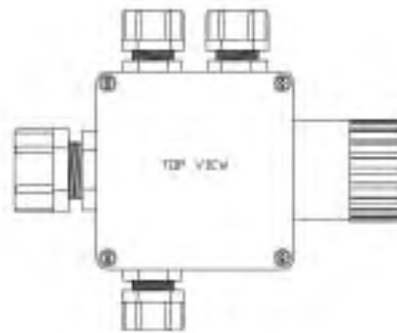
New

Standard Latching Cover (No Screws Required).

CSI offers many different size junction boxes to meet your needs. Custom cord grip configurations are available. Please consult the factory or factory representative for special configurations and pricing. Various cord grips are available. *Cord grips pictured are subject to change without notice.*



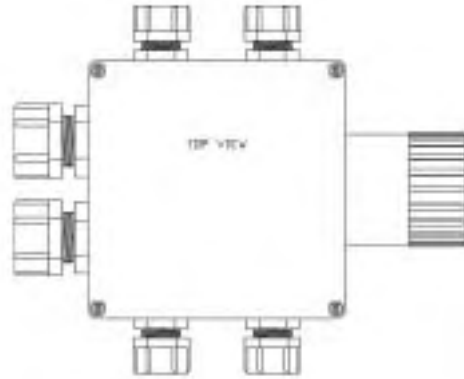
SJB4415



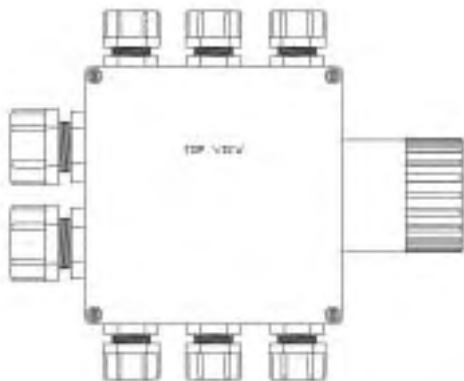
SJB4415C



DJB6620



DJB6620C



DJB8820C



Model	Box Size (Inches)	Hub Size	Motor Cord Grip (Dia. x Qty)	Control Cord Grip (Dia. x Qty)	Float Cord Grip (Dia. x Qty)	Approx. Ship Weight	List Price
CSJB5735	5 x 7 x 3.5	1.5" NPT	.500-.625 (1)	N/A	.312-.375 (3)	3 lbs	\$69.00
SJB4415	4 x 4 x 4	1.5" NPT	.500-.625 (1)	N/A	.312-.375 (3)	2 lbs	\$84.00
SJB4415C	4 x 4 x 4	1.5" NPT	.500-.625 (1)	.438-.500 (1)	.312-.375 (3)	2 lbs	\$90.15
DJB6620	6 x 6 x 4	2" NPT	.500-.625 (2)	N/A	.312-.375 (4)	3 lbs	\$103.20
DJB6620C	6 x 6 x 4	2" NPT	.500-.625 (2)	.438-.500 (2)	.312-.375 (4)	3 lbs	\$114.81
DJB8820C	8 x 8 x 4	2" NPT	.688-.812 (2)	.438-.500 (2)	.312-.375 (4)	5 lbs	\$148.84